

Sustainable Development in the UNECE Region in 2025: **More Data, Persistent Challenges**

Andres Vikat
UNECE Statistical Division

w3.unece.org/sdg2025

UNECE Regional Forum on Sustainable Development, Geneva, 2 and 3 April 2025



19 stories

United Nations country teams:

Albania
Bosnia and Herzegovina
Georgia
Kyrgyzstan
Republic of Moldova

UN Women
FAO
UNESCO
UNICEF
UNECE



EXPLORE

Bridging immunization gaps in the Europe and Central Asia Region

UNICEF



EXPLORE

Walking: the missing link in transport, health and environment

UNECE Environment



EXPLORE

Building resilience through digital health – UNFPA's innovations in Georgia

UNFPA Georgia



EXPLORE

Mainstreaming gender for inclusive trade

UNECE Economic Cooperation and Trade



EXPLORE

Promoting gender equality and empowering women

UN Women Regional Office for Eastern Europe and Central Asia



EXPLORE

Partnership for gender equality in land ownership and control: Towards SDG 5.a.1 reporting in the Western Balkans

FAO



EXPLORE

Reversing direction in the used clothing crisis: global, European and Chilean perspectives

UNECE Economic Cooperation and Trade



EXPLORE

Building partnerships for National Evaluation Capacity Development to achieve better results for children in Europe and Central Asia

UNICEF



UNECE

Dashboard for SDGs

Browse data on global SDG indicators for UNECE countries. Click on one of the goals to begin.

[Switch to Russian](#)



Global indicator framework

- 17 goals
- 169 targets
- 231 indicators

All indicators

More data in the UNECE statistical database

UNECE Knowledge Hub on SDGs

About SDGs - Sustainable Development Goals

Progress assessment

Sustainable Development in the UNECE Region in 2025: **More Data, Persistent Challenges**


- **Anticipated 2030 value** for each data series and each country. Region = median value of countries
- **Desired target value for the region**: directly from the 2030 Agenda or using the “champions area” approach
- **Anticipated progress index** relates the anticipated 2030 value with the desired target value

On track





Accelerate

Reverse

How many targets are on track?
































































































Which SDG targets are on track for 2030?

 **MAINTAIN** progress to achieve target
  **ACCELERATE** progress to achieve target
  **REVERSE** trend to achieve target
  Cannot be assessed

GOAL 1	NO POVERTY	GOAL 2	ZERO HUNGER	GOAL 3	GOOD HEALTH AND WELL-BEING
 1.1	Extreme poverty	 2.1	Undernourishment and food security	 3.1	Maternal mortality
 1.2	National poverty	 2.2	Malnutrition	 3.2	Child mortality
 1.3	Social protection	 2.3	Small-scale food producers	 3.4	NCD & mental health
 1.4	Access to basic services	 2.4	Sustainable agriculture	 3.3	Communicable diseases
 1.5	Resilience to disasters	 2.5	Genetic resources for agriculture	 3.5	Substance abuse
 1.a	Resources for poverty programmes	 2.a	Investment in agriculture	 3.6	Road traffic accidents
 1.b	Poverty eradication policies	 2.b	Agricultural export subsidies	 3.7	Sexual & reproductive health
		 2.c	Food price anomalies	 3.8	Universal health coverage
				 3.9	Health impact of pollution
				 3.a	Tobacco control
				 3.b	R&D for health
				 3.c	Health financing & workforce
				 3.d	Management of health risks
GOAL 4	QUALITY EDUCATION	GOAL 5	GENDER EQUALITY	GOAL 6	CLEAN WATER AND SANITATION
 4.a	Education facilities	 5.b	Technology for women's empowerment	 6.b	Participatory water & sanitation mgmt.
 4.c	Qualified teachers	 5.1	Discrimination against women & girls	 6.1	Safe drinking water
 4.1	Effective learning outcomes	 5.4	Unpaid care and domestic work	 6.2	Access to sanitation & hygiene
 4.2	Early childhood development	 5.5	Women in leadership	 6.4	Water-use efficiency
 4.3	TVET & tertiary education	 5.2	Violence against women & girls	 6.3	Water quality
 4.4	Skills for employment	 5.3	Early marriage	 6.5	Transboundary water cooperation
 4.5	Equal access to education	 5.6	Reproductive health access & rights	 6.6	Water-related ecosystems
 4.6	Adult literacy & numeracy	 5.a	Equal economic rights	 6.a	Int. cooperation on water & sanitation
 4.7	Sustainable development education	 5.c	Gender equality policies		
 4.b	Scholarships				
GOAL 7	AFFORDABLE AND CLEAN ENERGY	GOAL 8	DECENT WORK AND ECONOMIC GROWTH	GOAL 9	INDUSTRY, INNOVATION & INFRASTRUCTURE
 7.1	Access to energy services	 8.1	Per capita economic growth	 9.2	Sustainable/inclusive industrialization
 7.2	Share of renewable energy	 8.b	Strategy for youth employment	 9.4	Sustainable & clean industries
 7.3	Energy efficiency	 8.3	Formalization of SMEs	 9.c	Access to ICT & the Internet
 7.b	Investing in energy infrastructure	 8.4	Material resource efficiency	 9.3	Small-scale industries access to finance
 7.a	Int. cooperation on energy	 8.5	Full employment & decent work	 9.5	Research and development
		 8.6	Youth NEET	 9.b	Domestic technology development
		 8.8	Labour rights & safe working env.	 9.1	Infrastructure development
		 8.10	Access to financial services	 9.a	Resilient infrastructure
		 8.a	Aid for Trade		
		 8.2	Economic productivity & innovation		
		 8.7	Child & forced labour		
		 8.9	Sustainable tourism		

Which SDG targets are on track for 2030?

 **MAINTAIN** progress to achieve target
  **ACCELERATE** progress to achieve target
  **REVERSE** trend to achieve target
  Cannot be assessed

GOAL 10 REDUCED INEQUALITIES  10.2 Inclusion (social, economic & political)  10.3 Eliminate discrimination  10.4 Fiscal & social protection policies  10.5 Regulation of financial markets  10.7 Safe migration & mobility  10.a Special & differential treatment (WTO)  10.b Resource flows for development  10.c Remittance costs  10.1 Income growth (bottom 40%)  10.6 Inclusive global governance	GOAL 11 SUSTAINABLE CITIES AND COMMUNITIES  11.6 Urban air quality & waste mgmt.  11.b Disaster risk management policies  11.1 Housing & basic services  11.5 Resilience to disasters  11.4 Cultural & natural heritage  11.2 Public transport systems  11.3 Sustainable urbanization  11.7 Urban green & public spaces  11.a Urban planning  11.c Sustainable & resilient buildings	GOAL 12 RESPONSIBLE CONSUMPTION & PRODUCTION  12.2 Sustainable use of natural resources  12.3 Food waste & losses  12.4 Managing chemicals & wastes  12.5 Reduction in waste generation  12.a Support for R&D capacity for SD  12.b Sustainable tourism monitoring  12.c Fossil-fuel subsidies  12.1 Programmes on SCP  12.6 Corporate sustainable practices  12.7 Public procurement practices  12.8 Sustainable development awareness
GOAL 13 CLIMATE ACTION  13.1 Resilience & adaptive capacity  13.2 Climate change policies  13.3 Climate change awareness  13.a UNFCCC commitments  13.b Climate change planning & mgmt.	GOAL 14 LIFE BELOW WATER  14.6 Fisheries subsidies  14.b Small-scale artisanal fishing  14.1 Marine pollution  14.5 Conservation of coastal areas  14.7 Marine resources for SIDS & LDCs  14.a Research capacity & marine technology  14.2 Marine & coastal ecosystems  14.3 Ocean acidification  14.4 Sustainable fishing  14.c Implementing UNCLOS	GOAL 15 LIFE ON LAND  15.1 Terrestrial & freshwater ecosystems  15.2 Sustainable forests management  15.4 Conservation of mountain ecosystems  15.6 Utilization of genetic resources  15.7 Protected species trafficking  15.8 Invasive alien species  15.a Resources for biodiversity & ecosystems  15.b Resources for forest management  15.c Protected species trafficking (global)  15.3 Desertification and land degradation  15.5 Loss of biodiversity  15.9 Biodiversity in national & local planning
GOAL 16 PEACE AND JUSTICE  16.10 Public access to information  16.1 Reduction of violence & related deaths  16.5 Corruption and bribery  16.7 Inclusive decision-making  16.a Capacity to prevent violence  16.b Non-discriminatory laws  16.2 Human trafficking  16.3 Justice for all  16.6 Effective institutions  16.4 Illicit financial & arms flows  16.8 Inclusive global governance  16.9 Legal identity	GOAL 17 PARTNERSHIPS FOR THE GOALS  17.6 Science and tech int. cooperation  17.8 Capacity building for ICT  17.2 ODA commitment by dev. countries  17.4 Debt sustainability  17.7 Transfer of technologies  17.10 Multilateral trading system (WTO)  17.12 Duty-free market access for LDCs  17.17 Partnerships (public, private, CSO)  17.18 National statistics availability  17.19 Statistical capacity  17.1 Tax & other revenue collection  17.9 Capacity building for SDGs	 17.13 Global macroeconomic stability  17.15 Respect country's policy space  17.3 Additional financial resources  17.5 Investment promotion for LDCs  17.11 Exports of developing countries  17.14 Policy coherence for SD  17.16 Global partnership for SD

GOAL 3

GOOD HEALTH AND WELL-BEING

	3.1	Maternal mortality
	3.2	Child mortality
	3.4	NCD & mental health
	3.3	Communicable diseases
	3.5	Substance abuse
	3.6	Road traffic accidents
	3.7	Sexual & reproductive health
	3.8	Universal health coverage
	3.9	Health impact of pollution
	3.a	Tobacco control
	3.b	R&D for health
	3.c	Health financing & workforce
	3.d	Management of health risks

GOAL 5

GENDER EQUALITY



5.b

Technology for women's empowerment



5.1

Discrimination against women & girls



5.4

Unpaid care and domestic work



5.5

Women in leadership



5.2

Violence against women & girls



5.3

Early marriage



5.6

Reproductive health access & rights



5.a

Equal economic rights



5.c

Gender equality policies

GOAL 8

DECENT WORK AND ECONOMIC GROWTH

	8.1	Per capita economic growth
	8.b	Strategy for youth employment
	8.3	Formalization of SMEs
	8.4	Material resource efficiency
	8.5	Full employment & decent work
	8.6	Youth NEET
	8.8	Labour rights & safe working env.
	8.10	Access to financial services
	8.a	Aid for Trade
	8.2	Economic productivity & innovation
	8.7	Child & forced labour
	8.9	Sustainable tourism

Browse data on global SDG indicators for UNECE countries. Click on one of the goals to begin.

[Switch to Russian](#)

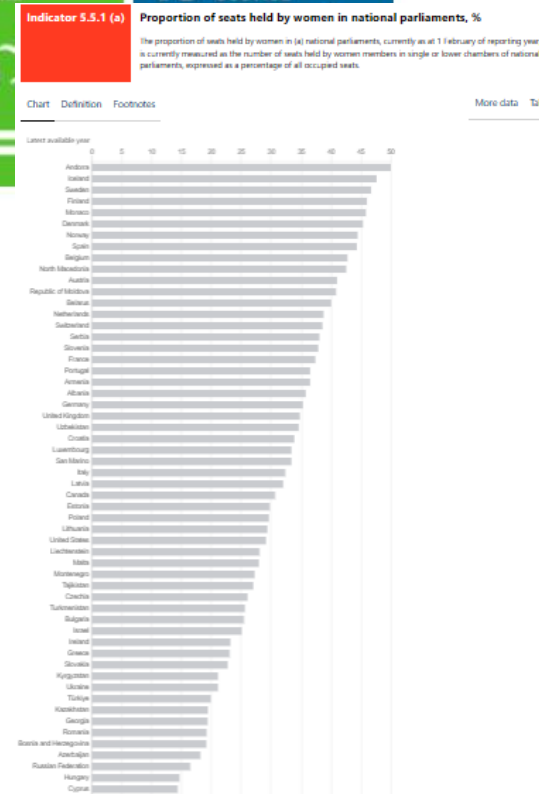

w3.unece.org/sdg

All indicators

More data in the UNECE statistical database

UNECE Knowledge Hub on SDGs

About SDGs - Sustainable Development Goals



Thank you for your attention

Andres Vikat
UNECE Statistical Division

w3.unece.org/sdg2025

